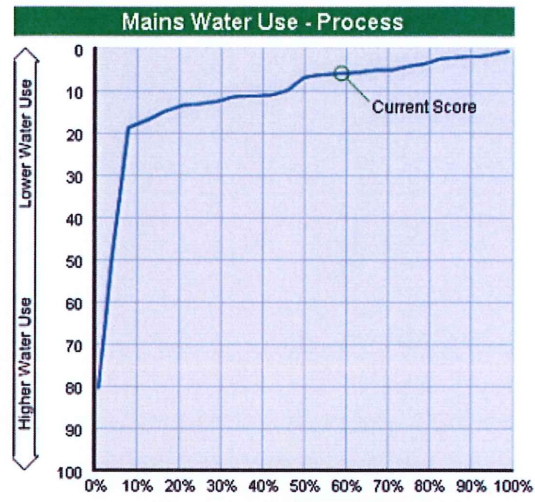


Environmental Performance

Trench Road Waterside

Performance Data – May 2017 - December 2018

Performance				
KPI	Score	Range	Updated	National %
Predictability Cost - Project		-100 - 100	✘	%
Defects		1 - 10	✘	%
Client Satisfaction - Service		1 - 10	✘	%
Client Satisfaction - Product		1 - 10	✘	%
Contractor Satisfaction		1 - 10	✘	%
Waste - Construction Process	53.2	0 - 500	✔	28%
Mains Water Use - Process	6	0 - 150	✔	59%
Energy Use - Process	489	0 - 10000	✔	44%
Impact on Biodiversity - Process		1 - 10	✘	%
Impact on Environment - Process		1 - 10	✘	%
Commercial Vehicle Movements	33	0 - 250	✔	61%

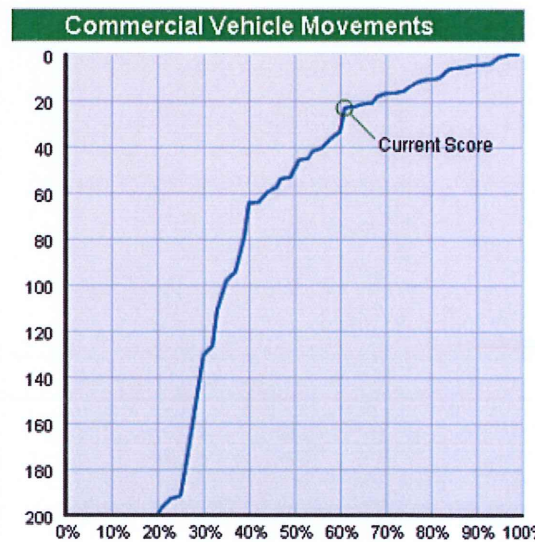
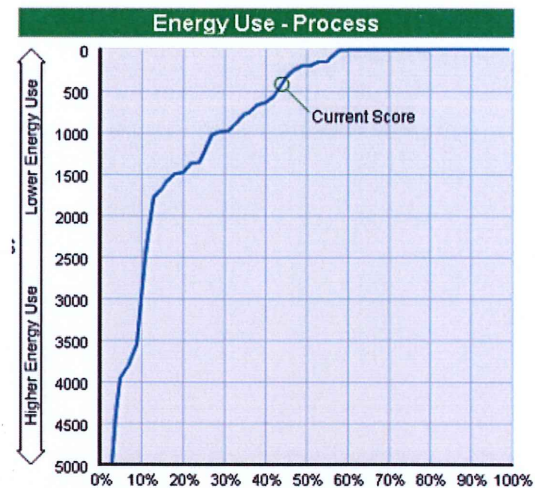


Trench Road

As Of The 7th December 2018

21,144 Tonnes

Diverted From Landfill
RECYCLED.



**Protecting The Environment Is
Everyone's Responsibility**